

WRITING

Workshop

PERSONAL NARRATIVE WRITING

Are you ready to teach narrative writing? Here's a few things to get you started as you plan for teaching narrative writing.




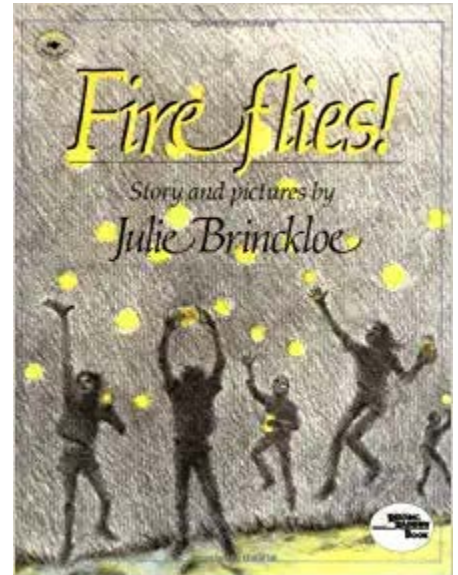

1. I have included a list of some of my favorite narrative writing mentor text. These are great examples of narrative writing to share with students as you focus on narrative writing skills.
2. There is also a page included for you to take notes and keep a list of mentor text and ideas for using the text in your lessons.
3. Also included is a complete lesson plan for teaching students to write strong leads in their narrative writing. There are pages to cut and create an anchor chart and a student page to create five different leads. This page is formatted to fit inside student writer's notebooks.

NARRATIVE WRITING MENTOR TEXT

- S is for Story: A Writer's Alphabet Book by Esther Hershenhorn
 - Wilfred Gordon McDonald Partridge by Mem Fox
 - Fireflies by Julie Brinckloe
 - The Day the Crayons Quit by Drew Daywalt
 - Enemy Pie by Derek Munson
 - A Moment in Time by Jennifer Butenas
 - The Legend of Rock, Paper, Scissors by Drew Daywalt

WRITING Workshop

NARRATIVE WRITING MENTOR TEXT



[Click here to find all of my favorite Writing Workshop mentor text.](#)

WRITING

Workshop

PERSONAL NARRATIVE MENTOR TEXT

BOOK TITLE	FOCUS SKILL	IDEAS FOR MINI-LESSONS

PERSONAL NARRATIVE *writing*

Focus skill:

Writing a strong lead to introduce the reader to the topic.

Materials:

- Mentor text-Wilfred Gordon McDonald Partridge
- Anchor chart pieces, chart paper, markers
- Mini anchor chart for students' writer's notebooks

Mini Lesson

Read "Wilfred Gordon McDonald Partridge" and discuss how we can tell stories through memories. I love to have the discussion: what is a memory to YOU? Point out the first page of the story and reread the first sentence; ask students opinions about the first sentence... did they want to keep reading? Was it intriguing? The beginning of a story can have quite an impact on the reader and can help someone decide if they want to keep reading. The first line or two in a short story or the first chapter in a longer story can make or break the reader's interest! We need to grab our readers attention!

Create an anchor chart:

Grab your reader's attention!

1. Ask a question
2. Make a sound
3. Use a quote/dialogue
4. Describe a character or the setting
5. State an interesting fact

Independent writing

Students will write a strong lead for their story using each of the attention grabbers on sticky notes. They should have five strong leads written.

Sharing

Have students meet with a partner and share the five leads that they wrote. Together they can discuss their STRONGEST lead... what makes you want/need to read more? They can take that sticky note and stick it in their flipbook and that will be their lead. Come back together and discuss with the group, which beginnings will students be using for their narratives?

Grab Your READER'S ATTENTION

Use dialogue

Ask a question

make a sound

Describe a character
or setting

state a fact

PERSONAL NARRATIVE

Writing a strong lead

①

②

③

④

⑤

TERMS of use

Thank you so much for downloading!

YOU MAY:

Use these materials for your classroom and personal use, copy these materials for use in your classroom by your students, and purchase licenses so others may use these materials.

YOU MAY NOT:

Claim this work as your own, alter the contents in any way, remove the copyright, copy or modify this item to offer for sale to others.

I love seeing pics of these resources in actions, you can email me or tag me on Instagram. If you have any questions, please email me



jen@twolittlebirdsteaching.com.



Clip art and fonts from:



You may use this resource for your personal classroom use. If a colleague would like to use this resource, please direct them to my website at twolittlebirdsteaching.com

TERMS of use

Your feedback truly means so much to me! I love hearing from you and seeing how you use these materials in your classroom. Don't hesitate to reach out, share pictures, thoughts, or just to talk about all things writing! I'd love to see how you're teaching narrative writing in your classroom. If you have any questions or concerns, email me at jen@twolittlebirdsteaching.com

Meet Jen

I am the creator at Two Little Birds Teaching. I have more than twelve years experience as a fourth grade teacher in Western New York. As a certified elementary teacher, I have a passion for teaching with engaging and challenging resources while sparking a love of reading and writing in students. I am a mom to four little readers & writers of my own and I enjoy spending time with my family, doing yoga, and online shopping when I am not in teacher author mode.

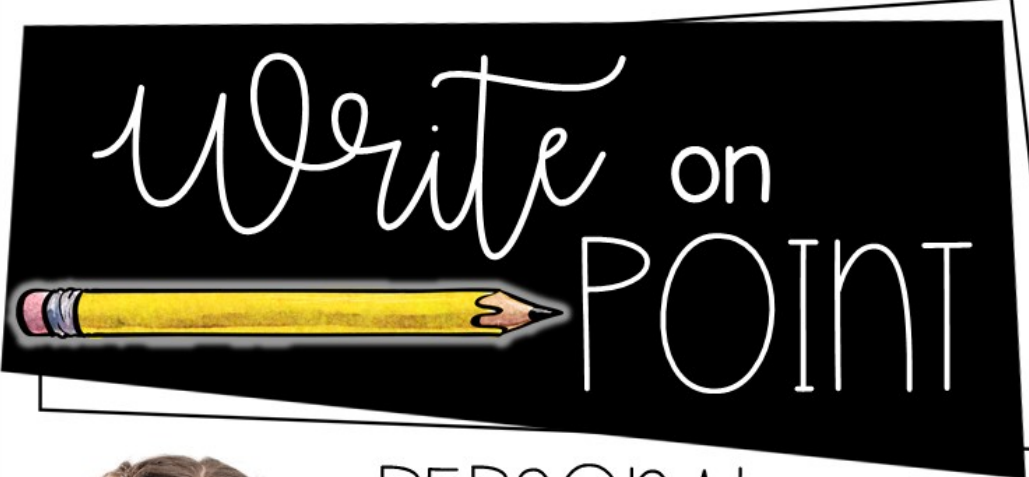


Be the first to know about discounts, freebies, new products and more!



WANT more?


You can find everything you need to teach personal narrative writing with plans for 10 days of lessons with suggested mentor text, anchor charts, teacher and student pages included.



PERSONAL
NARRATIVE WRITING

10 complete lessons (plus more) for personal narrative writing in your classroom

GRADES 3-5

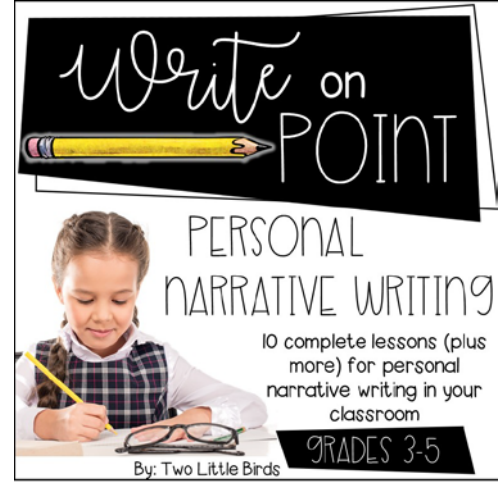
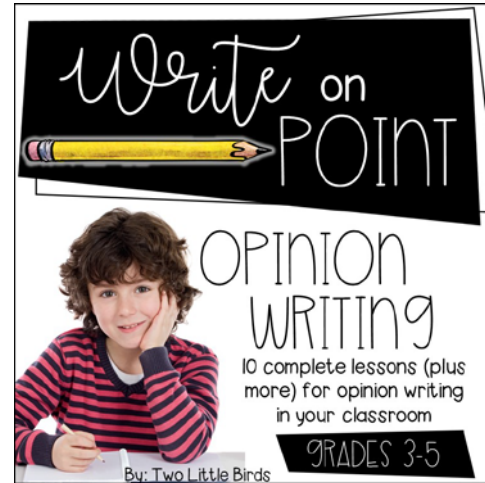
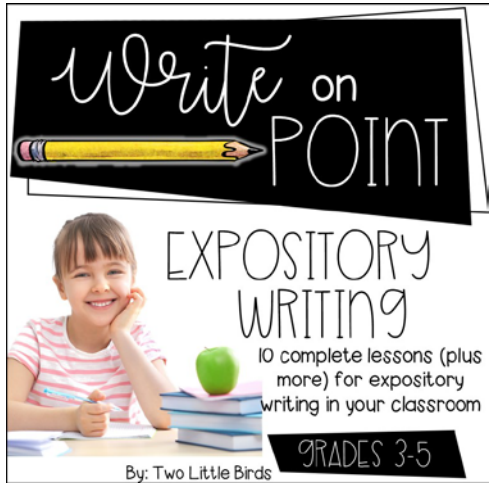
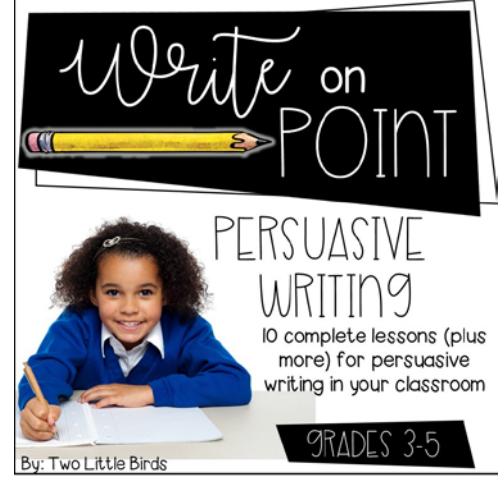
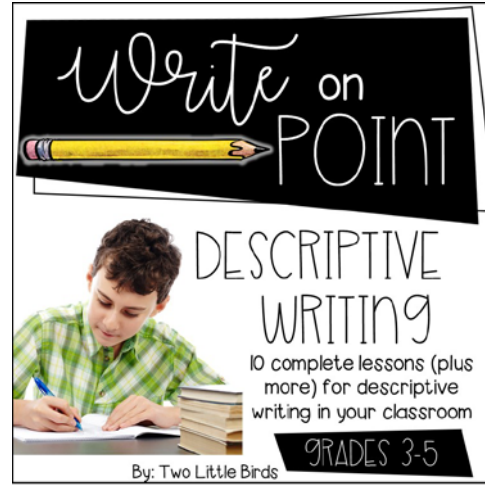
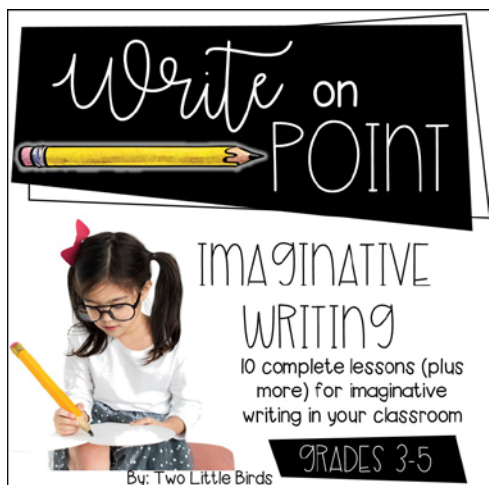
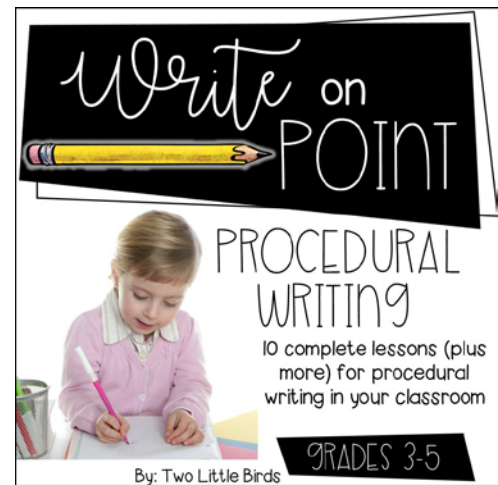
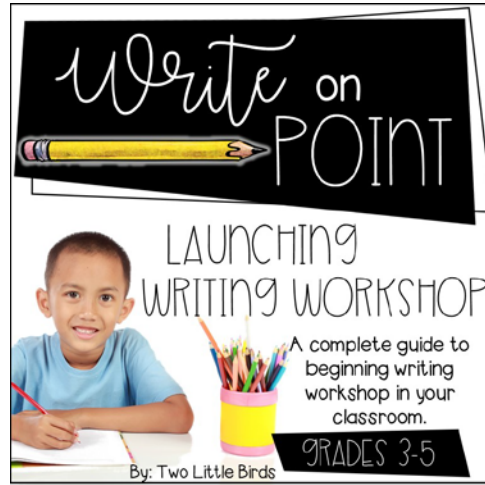



By: Two Little Birds

[Click here to see everything that is included.](#)

[You can grab the bundle of lessons for the entire year HERE!](#)

RELATED resources



Click on any of the images above to check out more resources that you may love!

